

# Communicating with colors

What if you can think and talk in colors? Isn't it amazing that anyone in the world can understand you with just colors and lines even when you don't speak their language?

Poojitha was given this opportunity to express ideas and solutions through art when she joined Zooreach as an intern (now a happy member here) in June 2025.

The projects she was involved in were:

## I. The Shoal Project


The Shoal project is about an endemic fish named 'Miss Kerala' *Sahyadria denisonii*, and she helped the team with collecting information and converting them into simplified and creative content.

Payal Molur developed the education materials and my role was to write and use colors to communicate. This led to the making of the cover page of the education packet and the tunnel book. Aakanksha Komanduri helped us with the illustrations in the Education Manual.

Kritika made this beautiful and huge map depicting the west flowing rivers of the Western Ghats. Animal and plant sticker were made by Kritika, Pannagasri, Elakshi, and Poojitha.

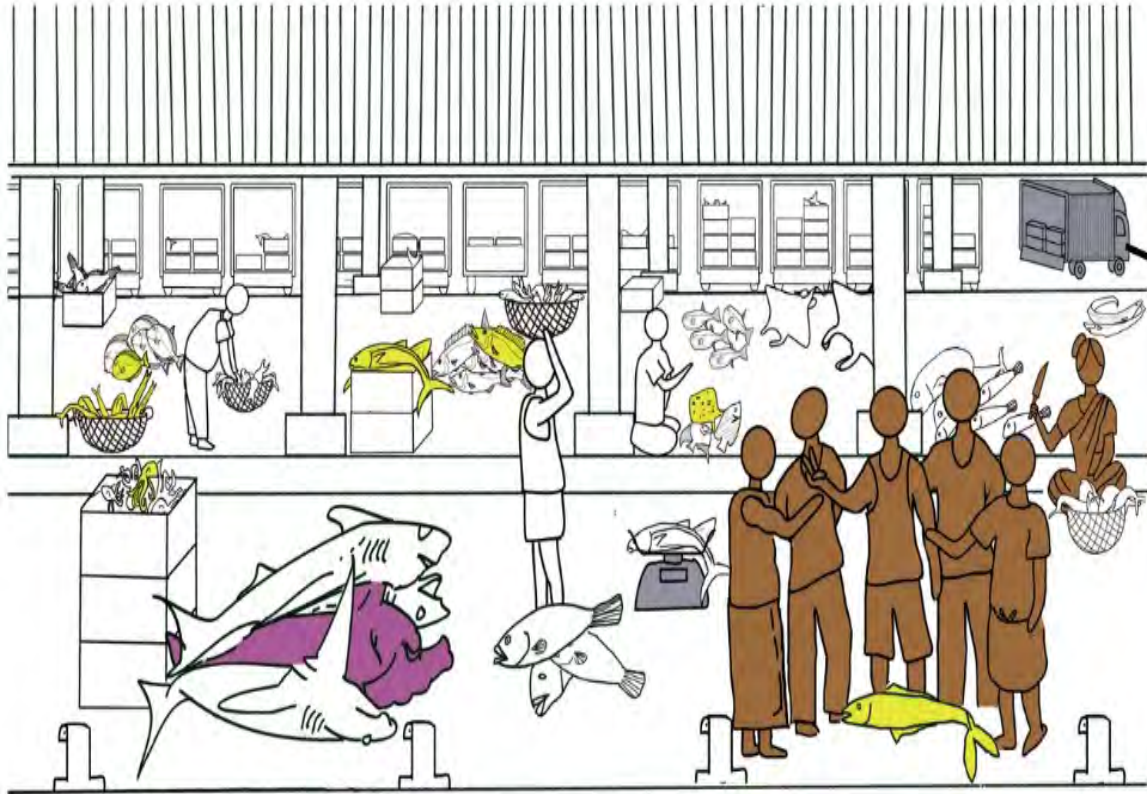
Through this, children learn about the elevations and where an animal lives along with the fish Miss Kerala in different ranges and also the threats.

Priyanka was involved in making the different and cute versions of our very own mascot – Denise.



## IOcean

For IOcean, the team made illustrations which depicts the journey of a fish from the Ocean to our plates. This can be seen in Ayla's day out in the principle 6 in our 'Magic of the Ocean' website. One of the many interesting games from The Magic of the Ocean shows which rock personality you have! It is called 'Which Rockstar are you?' from principle 2. Take this and you will find cute rock characters with hands, legs and face! Kritika, Nethra, and Poojitha had a fun time making them.



One of the Illustrations from Ayla's day out

## II. The Chamba Project

Our team working in Chamba are involved in restoration of the Himalayan region and also in the conservation of the Chamba Scared Langur along with outreach programs.

Poojitha had the opportunity to make some stickers as a part of the outreach program to be distributed to children.

Illustration of Chamba Scared Langur



## Logos

This was a tricky part. Logos for The Himalayan Restoration Project and the Himalayan Black Bear project were made. The instructions given were to make it look simple. After a few attempts, Poojitha was successful in making them look good and also simple.



## Journal of Threatened Taxa & Zoo's Print Covers

### Vol. 17 No. 3 (2025)

The illustration of a Bag Moth was made when Poojitha got so amazed by the amount and the number of things the bag worm carries on its back.

### Vol. 17 No. 8 (2025)

The Little Andaman illustration by Priyanka conveys that the humans have power to either destroy or safeguard our land and biodiversity.

### Vol. 17 No. 9 (2025)

The nine Indian vultures was made by Poojitha in the month when Vulture Day was celebrated.

### Vol. 17 No. 10 (2025)

A Warty Hammer Orchid, a male thynnine, Flame Lily *Gloriosa superba* and a bag worm was drawn and painted by Pannagasri using color pencils and water colors.

### Vol. 18 No. 1 (2026)

The Golden-headed Lion Tamarin was made by Kritika. She made this beautiful piece using watercolors and acrylics.

### Vol. 18 No. 2 (2026)

Digital illustration of *Impatiens chamchumroonii* was one of the first whole plant illustrations Poojitha has done after the making of Chamba stickers and it turned out good!

## Zoo's Print

### Vol. XLI, No. 1, January 2026


Special edition of the Zoo's Print has all the reports and activities done by the RHATC batch of that year. It is made by all the artists in the group. This beautiful illustration of Lesser Florican *Sypheotides indicus* male in a lush grassland was made by Shreya Yadav, Srijita Pal and G. Pannagasri of RHATC batch 2025–26.



## Posters

Posters are one of the best ways to reach people of any age and background through art! Kritika made these informative posters for the Chamba Project to educate people of the consequences of their actions and the dos & don'ts after planting native trees on their land.

All the illustrations which were made involved so many emotions flowing through us and reaching the paper in colors. We hope it touches every heart and gives enough information and inspiration to especially those whose language we might not be able to speak.



Poster made by Kritika

## Acknowledgments

We really thank Sanjay Molur for giving us this opportunity to work towards conservation in our own way and Payal Molur for guiding us in the Shoal Project. We are also grateful to all our peers in Zooreach who have given us invaluable suggestions for the illustrations and to other team members – Aakanksha Koman-duri, Nethra Prem, Elakshi Molur, G. Pannagasri, Shreya Yadav, and Srijita Pal who speak the same colors for conservation!

Dupati Poojitha\*, P. Kritika & Priyanka Iyer  
Zoo Outreach Organisation, Coimbatore,  
Tamil Nadu, India. \*c-poojitha@zooreach.org

**Citation:** Poojitha, D., P. Kritika & P. Iyer (2026).  
Communicating with colors. Zooreach Annual Report  
2025–26. In: *Zoo's Print* 41(3): 45–48.